

**FREE**



# **BUSH TELEGRAPH**

**August 2015 Edition**




## **EUREKA!!**

The Shire of Sandstone  
Hack St, Sandstone WA 6639  
Ph: 08 9963 5802 Fax 08 9963 5852  
Email: [reception@sandstone.wa.gov.au](mailto:reception@sandstone.wa.gov.au)

# CONTENTS

PG 2	Contents
PG 3-4	St John Ambulance
PG 5	Visitors feedback & cleaning job vacancy
PG 6-7	R.I.P. Trouty & funeral notice
PG 8	Visitor Feedback
PG 9	From the desk of the CEO
PG 10	Tribute to Diggers
PG 11	Amazing uses for Banana Peel
PG 12-13	Regrowing Vegetables
PG 14	Amazing uses for Lemons
PG 15	Just for fun
PG 16-17	Real Estate for sale/wanted
PG 18-19	Pianist Recital in Sandstone
PG 20	Local member notice
PG 21	Food Recall
PG 22-23	Blues for the Bush postponed
PG 24-25	Advertisements
PG 26	Wordsearch Puzzle
PG 27	Feeling Crafty? Minion slippers to knit
PG 28	Sandstone Golf Open weekend
PG 29	Aust Govt Mobile Service
PG 30-33	Recipes
PG 34	Just for fun, spot the difference
PG 35	Joker Night at the National Hotel
PG 36-38	Public Notices/Directory of services
PG 39-41	Community Bulletin Board
PG 42-44	Health Services & calendar



## **SPECIAL THANKS TO OUR CONTRIBUTORS THIS MONTH**

Maria Dunn

Carol Hodshon


Val Collins

Gina Gloede

Jenni Leete

IF YOU NEED AN AMBULANCE

PLEASE CALL 000



## *Community First Responder*

The St John Ambulance Community First Responder System means help is always at hand.

**The Community First Responder System creates a direct link between St John Ambulance WA, local communities and businesses, enabling individuals to help cardiac arrest victims straight away – when it matters most.**

Sudden cardiac arrest can strike anywhere, anytime. It is one of the leading causes of death across Australia – more people die from cardiac arrest annually than from road accidents.

But it doesn't have to be a death sentence. Research has shown that the first few minutes after a cardiac

arrest are the most crucial in determining whether the patient lives or dies.

With the St John Community First Responder System, local people on the ground can help save the lives of victims of sudden cardiac arrest in the vital minutes before paramedics arrive.

Stock: 5626 02/12

# AMBO NEWS

Well hello everyone!

This would be the first news letter and I'm very proud to say we have recruited most of the town thanks to our fearless leader Helen Painter. Not only do we have a new cleaner, thanks Sue, also a gardener and handyman, thanks Mark.

How wonderful it is when you don't have to stress about anything, team work is just wonderful and the ambos can get on with the job.

Life is made easier knowing we can just open the doors and we are good to go. Fuel/Tyres/ Battery has been checked, thanks Vic job well done!

Rhonda has been to Mt Magnet to become a level 1 VAO (Volunteer Ambulance Officer) welcome to the team and looking forward to working with you (well I'm not but I am you know what I mean....)

It's wonderful that Margie has also become a Level 1 VAO, way to go Sandstone, we are steaming ahead.

Jim and myself just finished exams for level 2. Lucky Jim, his was just a review which means I had the hard work but we both passed.

Fund Raising is a very important part for us at Sandstone, that tin you see around town is helping OUR subcentre only. We need a few things in the back of the ambulance — we need two auto Blood Pressure machines. They are so much better, the old ones need both hands but the auto lets us work on something else, so when you see our boxes please empty your pockets, leave the dirt there it's the shiny ones we want.

When the warmer weather comes we will be having another car wash, and NO we will not be having a wet t-shirt comp!

With the sad news of Trouty passing away we have lost our fund raiser as Trouty was also a part of the Ambo team. You will be missed and from all the team at the Ambulance sub centre we send our love to the family. RIP Trouty.

Oh, one more thing, if you need an ambulance please call 000. Though we all know each other, calling an ambulance officer direct only results in delays as we have to log all calls through 000.

Thanks  
The "A" team



## **SOME FEEDBACK FROM VISITORS**

CEO and Staff,  
Sandstone Shire.

Greetings,

On Sunday 14th June we stayed at the Sandstone Caravan Park. What a delightful place; a credit to all those concerned.

Whilst walking the streets we visited the Information Centre - enjoyed the articles in there plus a generous chat with "Margie" and another visitor.

The town is clean & colourful, no graffiti, and all we had contact with were helpful and friendly. Thank-you so much for our very pleasant stay. Next trip will be longer.

Jenni Leete & Adrian Barnes  
Bentley WA 6102.

\*\*\*\*\*

## **AND LOCALS**

I'd like to say a big thankyou to the Shire for the work done cleaning up at my place. It's very much appreciated.

Di Jellett

## **WANTED—CLEANER**

Position is for 2 hours per week, cleaning private house

Please contact Mia at the Shire office

**9963 5802**





RIP Trout 15/8/40 - 27/7/15

You will be missed very dearly.

**FUNERAL NOTICE**

A grave side service for the late Mr John Bennett will be held at 2pm on Friday 14th August 2015  
All who would like to pay their final respects are welcome to attend.



The Shire of Sandstone councillors and staff extend their sincere sympathy to Scruffy, Donna and families on the passing of Trouty.

Trout had lived and prospected in Sandstone for over 30 years and had been a regular visitor to Sandstone for many years before that.

The community has not only lost one of it's long term residents, but also another character of the bush has left us

**Rest in Peace Trouty.**

\*\*\*\*\*

Gina and Danny Gloede would like to pass on their deepest condolences to Scruffy and Donna and their families on the passing of Trouty.

We'll miss you Trouty.

Rest in Peace

The Post Office

## And some more feedback

### **SANDSTONE—**

#### **The small town with a big heart**

My husband Brad and I have been travelling on the road fulltime for almost 4 years in our caravan, and have visited some wonderful towns. Brad plays guitar and I read tarot cards, so we get to meet a lot of folk in our travels.

Some towns welcome us with open arms, and Sandstone is one of those towns. We were only going to stay for a day or two, and ended up staying for more than a week. We were made to feel welcome as soon as we arrived.



And even though Sandstone has no supermarket or café, people still stop here. Why? Because you wonderful people of Sandstone are doing everything you can to encourage people to stop and stay a while. A friendly face and a g'day mate greets you wherever you go. Lovely parks and gardens and well-kept streets, and the caravan park is an oasis in the desert!

If I had to describe Sandstone, I would have to say that it is a small town with a big heart.

Thank you for your hospitality and friendship. I hope we can come back someday!

**Maria Dunn**







# SHIRE NEWS

SHIRE OF SANDSTONE  
HACK STREET SANDSTONE WA 6639  
PHONE: 08 9963 5802 FAX: 08 9663 5852  
EMAIL: [reception@sandstone.wa.gov.au](mailto:reception@sandstone.wa.gov.au)

## FROM THE DESK OF THE CEO

### WELCOME

We extend a welcome to all the visitors to our town and the area – there's lots to see and do, and plenty of open space and blue skies to enjoy. Some of the open space is in our caravan park, so take an extra couple of days to relax and unwind. Have a look at the old equipment and vehicles in various places around the town too, as well as those in the caravan park.

### STAFF

Council have engaged Don Whittington in the position of truck driver. Don will start with the Shire on 17th August and his wife Dot will follow once they have taken care of business.

Council have a preferred candidate for the grader position however the process has not yet been finalised.

### 2015/2016 BUDGET

At the Ordinary Council meeting on 23rd July Council adopted the annual budget. There are a number of large projects to be undertaken and staff are keen to get these started,

### 2015/2016 COMMUNITY DIRECTORY

We will be updating the Sandstone Directory in the next few weeks, so if you would like to make any changes to your listings please let Rhonda know.

### CONDOLENCES TO THE BENNETT FAMILY

Myself, Councillors and Staff would like to extend sincere condolences to the Bennett family on the sudden passing of "Trout". Trout was a long term and well known local and will be sadly missed by all. May he Rest in Peace.

### UPCOMING COMMUNITY EVENTS

There are a number of things happening in the community in August and September. On 11th August Camp Quality car rally will be passing through Sandstone, and on 25th August the Shire will be having a concert pianist perform a recital in the old Shire office. Please see the advertisement in this edition of the Bush Telegraph.

Sandstone Golf Open week will be on again in September. If you are able to offer any assistance then please contact Lana Lefroy.

**MIA DOHNT**  
CHIEF EXECUTIVE OFFICER



# Trench a tribute to digger life

By **KANE CHATFIELD**


**A**S the country commemorates the centenary of the Gallipoli landings in April 1915, people don't need to travel to Turkey to experience a taste of what the Australian diggers endured.

This is thanks to the hard working volunteers of the 11th Battalion AIF Living History Unit Inc who recently completed an ambitious project to replicate a section of trench from the Gallipoli campaign in the Mid West.

The Gallipoli Trench Experience is situated on the Geraldton-Mt Magnet road 23 kilometres east of Geraldton on Valley View Farm owned by 11th Battalion AIF Living History Unit member Stuart Adamson.

The project replicates a section of trench known as 'Leane's Trench', named after the Western Australian 11th Battalion Captain Raymond Leane and his unit's fierce battle to capture and defend a Turkish position during the battle of Lone Pine in August, 1915.

The trench has been constructed as accurately as possible using mainly descriptions of the layout and conditions from the official war history by Australian war correspondent Charles



▲ The various stages of constructing Leane's Trench on a Geraldton farm. Photos courtesy of the 11th Battalion AIF Living History Unit.

Bean and relating illustrations by James Hurst.

With speakers, actors and wartime weapons, uniforms and artefacts, the project aims to create an experience for visitors as real as possible to the soldiers on Gallipoli.

Visitors are taken on a time path of the 11th Battalion and learn of their

events from their landing on the Gallipoli Peninsula to the Lone Pine battle in August.

Construction on the trench project commenced in December 2012 and the 140 metres long and two metres deep trench system has taken two years to complete.

But it hasn't been without its challenges with the site situated on rock and gravel country that required hours of back-breaking digging from the volunteers, heavy machinery and rock busting explosives to shift.

The attraction was officially opened earlier this month in time for the centenary of Anzac Day at the Valley View Air Show which also takes place on the Adamson family's property.

### WANT TO KNOW MORE?

- ▶ Tim Rust 0411 670 347
- ▶ Stuart Adamson 0429 682 113
- ▶ [www.11thbattalionaif.com](http://www.11thbattalionaif.com)


**T**he 11th Battalion was the first Western Australian AIF infantry battalion raised at the outbreak of World War One in August, 1914 and formed part of the third Brigade and assigned to the first division.

Following training in Perth, the soldiers sailed to Egypt for further training in October, 1914. This was where the 11th Battalion posed for the famous photo on the Great Pyramid of Giza.

As part of the third Brigade's covering force for the ANZAC landing, the 11th were among the first ashore on the Gallipoli Peninsula on April 25, 1915, at Anzac Cove.

Following the withdrawal from the Peninsula in December, the 11th returned to Egypt before sailing to the Western Front in March, 1916.

The Battalion was involved in major battles in France and Belgium and continued operations until the end of the war in November, 1918.



▲ The famous photo of the 11th Battalion soldiers posing on the Great Pyramid of Giza in Egypt in January 1915. Photo: Australian War Memorial.

Article kindly submitted by Carol Hodshon

# AMAZING USES OF **Banana Peel**

www.healthdige t.com

**BUG BITES** - Rub a banana peel on bug bites to soothe the skin and reduce itching.

**BRUISES** - With restorative properties, banana peel can speed up the healing of bruises.

**TEETH WHITENING** - Rub banana peel on your teeth for a couple of minutes every day, it will be noticeably whiter in a few weeks. But don't forget to brush your teeth.

**ACNE** - Soothe the inflammation and irritation of acne and reduce outbreaks. Rub the peel over the acne (face or body) every night.

**PSORIASIS** - Rub a banana peel on the affected area once or twice daily, Banana have all the properties to moisturize, reduce itchiness, and heal psoriasis providing noticeable differences in as little as a few days.

**RASHES AND ITCHES** - Banana peel is good for relieving the itch. Rub the peel over the rash twice daily until it is gone.

**HEADACHES** - Hold the banana peel across your forehead, it will help to cure headache.

**SHOE POLISH** - Rub the banana peel on your (leather) shoe, and then buff them up with a soft cloth.

**LEATHER POLISH** - Leather jacket and furniture could benefit from those peels. Test a small area first before tackling your sofa with banana peel and buffing it with a soft cloth.



• [instagram.com/healthdigezt](https://www.instagram.com/healthdigezt) • [pinterest.com/healthdigezt](https://www.pinterest.com/healthdigezt) • [twitter.com/healthdigezt](https://twitter.com/healthdigezt) •

Be the change you wish  
to see in the world.

scenicroadway

# REGROW VEGETABLES

## #1. Garlic

When garlic starts to sprout, the little green shoots are too bitter to cook with. Rather than throwing away sprouted cloves, you can put them in a glass with a little water and grow garlic sprouts. The sprouts have a much milder flavor than garlic cloves and are great in salads, pasta and as a garnish.



## #2. Carrot Greens

The ends of carrots you usually chop off and throw away will grow carrot greens if you put them in a dish with a little water. Set the dish in a well-lit windowsill and you'll have carrot tops to use as a garnish or in salads.

## #3. Basil

Put a few basil clippings with 4-inch stems in a glass of water and place it in a spot with direct sunlight. When the roots are about 2 inches long, you can plant them in pots to grow a full basil plant.



## #4. Scallions

In as little as 5 days you can completely regrow a full scallion (or green onion) from the scraps. Leave about an inch attached to the roots and place them in a small glass with a little water. In a few days, you'll have all new scallions.

## #5. Romaine Lettuce

If you have a stem from a head of romaine lettuce that's still intact, place the stump in a bowl with about ½ inch of water and put it on a windowsill. You'll start to see new leaves in about 2 weeks, and they'll be full grown in 3 to 4.





**#6. Bok Choy** Just like romaine lettuce, bok choy can be regrown by placing the root end in water in a well-lit area. In a week or two, you can transplant it to a pot with soil and grow a full new head.

### #7. Onions

Plant the discarded root end from an onion in a pot or directly in the soil outside to regrow. You can harvest it early and get fresh green onions or wait until the bulb is fully developed.



### #8. Ginger

Like onions, ginger root can be planted in soil to regrow, but the process is a lot more lengthy. It can take a few months for it to sprout, and you should be able to harvest a fully grown bulb in 8 to 10 months.

### #9. Mushrooms

Plant mushroom stalks in soil with some compost or used coffee grounds and keep them in a moist environment, preferably where it will be cool at night. They can be tricky to grow, and within a few days the stems will either start to sprout new heads or rot.



### #10. Cilantro

Like basil, cilantro can grow roots if the stems are placed in a glass of water. Once the roots are long enough, just plant them in a pot. In a few weeks new sprigs will be starting, and in a few months you'll have a full plant.

# 11 amazing uses for LEMONS



**1. Freshen your microwave.**

Make the interior easier to wipe down by heating a cup of water and a chopped-up lemon on high until the microwave's window is steamy. Let the bowl sit for 15 minutes before you open the door, and clean away any grime and grease with ease.

**2. De-stink the garbage disposal.**

Run a few lemon rinds through the disposal and follow with cold water to dispel any sour odors.

**3. Remove stains from linens.**

This tip is safe for even delicate or vintage fabrics: Treat a set-in stain with lemon juice and salt. Let the mixture sit for a half hour, then rinse with vinegar and warm water.

**4. Get stains out of a cutting board or butcher block.**

Run the cut side of a lemon over the board to remove food stains and smells. For extra cleaning power, sprinkle it with salt or baking soda first. If your stains are particularly stubborn, let everything sit overnight before you rinse with water. Wipe wooden boards with mineral oil to seal.

**5. Get rid of tarnish on brass.**

Sprinkle tarnished spots with salt, and then lightly rub with a sponge dampened with lemon juice. Rinse with water and dry well.

**6. Remove a rust stain from fabric.**

Try the trusty lemon juice-and-salt combo to fight these tricky stains. Let the item sit in the sun as it dries, and reapply the mixture as needed until the spot disappears.

**7. Shine chrome bathroom fixtures.**

Run the cut side of a lemon over faucets, drains, and more to remove mineral deposits and make 'em sparkle. Rinse and dry thoroughly when you're done.

**8. Remove T-shirt sweat stains.**

Fight those troublesome set-in stains by rubbing them with lemon juice (vinegar works well, too) before you toss the clothing in the wash.

**9. Kill weeds.**

Spray any garden offenders with a little lemon juice to banish them from your yard. But keep the juice away from the plants you want to keep — the acidity could damage or kill flowers and bushes, too.

**10. Create a makeshift scented humidifier.**

Simmer a saucepan of water and some lemon slices (and other aromatics, if you like) to combat dry indoor air, and make your home smell nice in one punch.

**11. Clean a cheese grater.**

Can't free the last bits of cheddar from your grater's holes? Run the flesh side of cut lemon over the tool to help cut through and free the residue.



**FOR SALE PROPERTY – 1 PAYNE STREET**

**2 bedroom house with high secure lockable fence – ideal for going away and knowing your property is safe.**

**Huge shed with work benches, mezzanine floor, mechanical work pit with cover, plenty of room to store a caravan or other vehicles.**

**There is an added bonus of a small self contained unit affixed within the shed.**

**Price: \$85,000.00 Negotiable  
Enquiries: 0408 338 578**





## HOUSE FOR SALE

3-4 BEDROOM, 2 BATHROOMS & TOILETS, BRAND  
NEW SPLIT SYSTEM AIR CONS,  
**FULLY FURNISHED - WALK IN WALK  
OUT!!!!!!!**

FRUIT TREES, GARDENS, LARGE SHED,  
CURTAINS, CARPETS IN BEDROOMS,  
MOTORBIKE, BBQ, PLUS LOTS MORE EXTRAS,

**\$112,500.NEG,**

PH 08 99635348, OR  
0400356332.



### WANTED IN SANDSTONE OR SURROUNDING AREA

Dwelling providing three separate sleeping areas or  
capable of being renovated to provide this re-  
quirement

Condition of dwelling and land unimportant provid-  
ing the building is sound and is without encum-  
brance of any sort

Cash payment is offered and a timely reply to any  
dwelling proposed, including approved shed type  
accommodation, is guaranteed.

All replies to

**Greg Eller**


**Telephone: 0438 015 541**

**Email: [greg.eller@deepocean.net.au](mailto:greg.eller@deepocean.net.au)**

What's the difference between  
**Bird Flu** and **Swine Flu**?

HSNI

HTNI



If you have Bird Flu, you need **tweetment**.  
If you have Swine Flu, you need **oink-ment**.

Learn more about the flu @ [www.stopgerms.org](http://www.stopgerms.org)

# FAMOUS PIANIST VISITS SANDSTONE!!

Recital Tuesday 25th August 2015 at Town Hall (old Shire building)

Doors open at 6.30 pm—Commencement time 7 pm

Please bring a supper plate, tea and coffee supplied.



## ROMAN RUDNYTSKY

### PROGRAM

Nocturne in C sharp minor, op. posth.  
Fryderyk Chopin (1810-1849)

Sonata in B Flat, op. 24 no. 2  
Muzio Clementi (1752-1832)

Allegro con brio  
Andante quasi Allegretto  
Rondo: Allegro assai

Concerto in A minor for piano and orchestra, op. 16  
Edvard Grieg (1843-1907)  
(transcription for solo piano by Roman Rudnytsky)

Allegro molto moderato  
Adagio  
Allegro moderato molto---Quasi presto---  
Andante maestoso

Reflets dans l'eau  
Claude Debussy (1862-1918)

Pour le Piano  
Claude Debussy  
Prelude  
Sarabande  
Toccata

Ma Mere l'Oye ("Mother Goose Suite")  
Maurice Ravel (1875-1937)  
(transcription by Jacques Charlot)

1. Pavane de la Belle au bois dormant
2. Petit Poucet
3. Laideronette----Imperatrice des Pagodes
4. Les entretiens de la Belle et de la Bete
5. Le jardin feerique

Islamey—Fantasie Orientale  
Mily Balakirev (1837-1910)

Prelude in B minor, op. 32 no. 10  
Sergei Rachmaninoff (1873-1943)

Overture to Rossini's opera "William Tell"

# Profile of Roman Rudnytsky

Roman Rudnytsky, Pianist

Roman Rudnytsky is an American concert pianist of Ukrainian background who has been actively performing around the world for many years. As of the beginning of 2015, he has played concerts in nearly 100 countries.

He was born in New York into a prominent Ukrainian musical family and began the study of piano at age 4. He gave his first piano recital at age 7. He is a graduate of the famous Juilliard School in New York, where he worked with famed pianist-pedagogue Rosina Lhevinne, and later studied in master classes in Italy directed by famed Beethoven expert Wilhelm Kempff and at the Mozarteum in Salzburg, Austria.

Roman Rudnytsky has been soloist with many orchestras around the world, playing with them over 45 different works for piano and orchestra. Between 1990 and 1993 he gave the British, Latin American, and Australian premiere performances of the then-newly-discovered Liszt *Concerto No.3 in E Flat*. He is prizewinner in ten national and international piano competitions, including 2nd Prize in the International Leventritt Competition in New York (1965)----which was the most prominent music competition in the USA (piano and violin) in its day, 2nd Prize in the International J.S. Bach Competition in Washington, D.C., and "Laureate" of the Int'l "F. Busoni" Competition and the Int'l "A. Casagrande" Competition-----both in Italy.

He also has performed many concerts and conducted many master classes in over 35 countries under the auspices of US Embassies and Consulates. In addition, he has performed recitals on nearly 50 cruises of ships of the British P&O Cruises company.

Regarding Australia: he has made 18 tours there since 1979---every two years---and has played over 550 concerts there---more than in any other country. These have ranged from the Sydney Opera House to many small country and Outback towns, in all the States and in the NT---for many local arts councils, at many regional performing arts centers, for universities, and through shire councils., He has been soloist with a number of orchestras there and, in 1993, gave the Australian premiere performance of the then-recently-discovered Liszt *Concerto No.3 in E Flat* with the SBS Youth Orchestra in the Sydney Town Hall. He also served as Artist-in-Residence twice at the Univ. of Melbourne Faculty of Music and at the Univ. of Wollongong School of Creative Arts.

Roman Rudnytsky is also "Professor Emeritus" of the Dana School of Music of Youngstown State University in Youngstown, Ohio, USA, where he served on the piano and music faculty for 39 years and received a "Distinguished Professor Award". Before that, he was on the piano faculty of the Indiana University School of Music in Bloomington, Indiana and served as Artist-in-Residence at the University of Cincinnati College-Conservatory in Cincinnati, Ohio. He also served as Artist-in-Residence at two Australian universities and at a Canadian one.

**Roman has advised CD's will be available to purchase for \$25, and that he would be happy to sign them**



# Mark Lewis MLC

Your State Member for Mining and Pastoral Region

## MEDIA RELEASE

10 July 2015

### PUTTING THE BITE ON THE WILD DOGS

Work has begun to develop a new Western Australian Wild Dog Action Plan the Member for Mining and Pastoral, Mark Lewis MLC said.

Chaired by Gascoyne pastoralist Justin Steadman, the group will work with landholders, industry, government and the community in coming months to prioritise future investment of time and effort into WA's wild dog control.

Mr Lewis said he has been working with both the Murchison and Goldfields pastoralists to secure a dog-proof cell-fence concept which would give land owners a barrier to work against to start to clean out the wild dogs and would see this as a critical recommendation to be made by the group.

"Without a barrier to work up against we know that whatever activity is undertaken to reduce wild dogs in a certain area will automatically create a vacuum to be filled by dogs outside of that activity area. We've all been here before and having a physical barrier to work too is critical", Mr Lewis said.

Mr Lewis invited all interested parties to become involved in the Wild Dog Action Plan process over coming months by contributing their expertise and ideas for future priorities for wild dog management programs. The Wild Dog Action Plan is expected to be completed by November.

To make a submission or to become involved in the process please email [agknowledge@echidna.id.au](mailto:agknowledge@echidna.id.au)

<< Ends >>

For further information contact Mark Lewis: (08) 9226 3550; (08) 9093 1455

Office.: Level 1, 8 Parliament Place  
West Perth WA 6005

P: 9226 3550  
F: 9226 2976

Mark.Lewis@mp.wa.gov.au  
<http://www.marklewismlc.com.au>



# FOOD RECALL

## Bakewell Party Pie 12 Pack

720g multipack  
Batch Code: 166/15



The recalled products have been available for sale in selected Woolworths supermarkets in WA only.

No other Bakewell products are affected - this recall applies only to the above product with the specified batch code.

**Problem:** Potential foreign object (metal).

**Food Safety Hazard:** Potential metal contamination from an ingredient. Food products containing metal fragments may cause injury if consumed.

**What to do:** Consumers should not eat this product. Please return the product to the place of purchase for a full refund.

We apologise for any inconvenience.

For further information contact our customer service team  
on 1800 025 522.

See [www.foodstandards.gov.au/recalls](http://www.foodstandards.gov.au/recalls)  
for Australian food recall information



Tuesday, 7 July 2015

## 2015 Blues for the Bush Postponed

Due to unforeseen circumstances the Shire of Perenjori and Bush Heritage Australia advise that the 2015 Blues for the Bush will be postponed and re-scheduled to take place in October 2016.

The not-for-profit event, originally scheduled for the weekend of Saturday 3<sup>rd</sup> October, is a celebration of community, culture and conservation and has been successfully staged in 2013 and 2014 at the Charles Darwin Reserve, Perenjori.

According to the Shire of Perenjori Acting President Mr Laurie Butler, the event will be reconvened in October 2016.

"The Shire of Perenjori remains committed to this event as a valuable opportunity to bring together people from near and far and showcase the natural landscape and hospitality of our region.

"We strongly value the relationships we have built with Bush Heritage Australia and our key Sponsors in delivering the event over the past three years and look forward to continuing with these partnerships to stage a successful and dynamic program at the event in 2016".

The postponement of the 2015 Blues for the Bush was a joint decision by the key partners and as such, they wish to sincerely apologise for any inconvenience caused.

-Ends-

Media contact: Laurie Butler, T: 08 9973 1117 E: [laurie.butler1@bigpond.com](mailto:laurie.butler1@bigpond.com)

**BLUES FOR THE BUSH CONCERT  
AND OPEN DAY**  
CHARLES DARWIN RESERVE, PERENJORI WA

Saturday October 3, 2015

[info@bluesforthebush.org.au](mailto:info@bluesforthebush.org.au)  
[www.bluesforthebush.org.au](http://www.bluesforthebush.org.au)





# Save the Date!

Saturday 3 October

Charles Darwin

Perenjori WA

**POSTPONED**  
Until October 2016



## BLUES FOR THE BUSH

CONCERT & OPEN DAY

Visit our website for information and while you're there, be sure to check out the fantastic 2014 event video.

Watch this space for more details

[bluesforthebush.org.au](http://bluesforthebush.org.au)

# ADVERTISEMENT

CHAMPION BAY SETTLEMENTS NEWS

**Transferring a Property?  
Looking for independent advice?**  
**We're here to help you!**

- Residential/Rural Settlements
- Industrial/Commercial Settlements
- Private Contracts
- Subdivisions
- Related Party Transfers
- Deceased Estates

Anywhere in W.A!

**We're just a phone call away!**

Ph: (08) 9921 6077  
 After Hours (Tony Viner): 0437 993 294  
 E: office@championbaysettlements.com.au

Find us on **Facebook**



# ADVERTISEMENT

**ENJOY A BETTER LIFE**

**IMPROVE YOUR HEALTH WITH MOXA PRODUCTS**

**PAIN RELIEF**

**STRESS RELIEF**

**BETTER SLEEP**

**INSECT REPELLENT**

**100% NATURAL**

**MORE-----**

**THE FIRST 50 PEOPLE WHO RING OR EMAIL US CAN GET  
FREE TRIALS, DONT MISS IT.**

**FOR MORE INFORMATION, PLS CONTACT MICK  
STRONACH**

**MOB:0498148194,**

**EMAIL: [mickstronach@gmail.com](mailto:mickstronach@gmail.com)**



# WORDSEARCH PUZZLE

## Songs From the Year 2003

Find and circle all of the songs from 2003 that are hidden in the grid.  
The remaining 22 letters spell an additional song title from 2003.

L U F I T U A E B U L C A D N I U F  
H P I C T U R E R Y O B Y B A B O I  
Y G N I T N O R F A S E Y Y A S Y G  
S N I N T O Y O U M I S S Y O U T H  
U O P U D N A T S H U N W E L L N T  
B R A T I R O N E S T O O S W E A E  
T T Y S U P E R M A N T O N N O W R  
E S K L O F P I S S O G H O M M I A  
G D U I L I G Y O N O S T G E E G N  
A A E M I S N A A N R S U S I U C N  
E E V W K O S T E W A E M N S R O W  
L H A I E M K T U E A E V A R I L O  
B A H T G E C C K I R T G O T I I L  
U N I H L D O I U I T U F I E C S T  
O G L Y U A L I Z T S I N I A M K E  
R E L O E Y C E E T S G O N R H O G  
T L A U L A N D S L I D E N A D T C

ALL I HAVE  
ANGEL  
BABY BOY  
BEAUTIFUL  
CLOCKS  
COME OVER  
DRIFT AWAY  
FIGHTER  
FRONTIN'  
GET BUSY

GET LOW  
GOSSIP FOLKS  
HEADSTRONG  
I CAN  
I WANT YOU  
I'M WITH YOU  
IGNITION  
IN DA CLUB  
INTO YOU  
INTUITION

LANDSLIDE  
LIKE A STONE  
LIKE GLUE  
MESMERIZE  
MISS YOU  
PICTURE  
RAIN ON ME  
RIGHT THURR  
SAY YES  
SEÑORITA

SO GONE  
SOMEDAY  
STAND UP  
STUCK  
SUGA SUGA  
SUNRISE  
SUPERMAN  
TROUBLE  
UNWELL



ANSWER ON PAGE 35

## Feeling Crafty???

### MINION SLIPPERS

You need a ball of thick yarn, or two strands of double knitting yarn. One pair of size 5.5mm needles

#### Basic Pattern

Instructions are for Child's size with changes for Women's and Men's in parentheses

Cast on 27 (29 - 35) sts

#### HEEL: TOE:

Row 1: this is wrong side - K9(9-11), P1, K7,(9-11), P1, K9,(9-11)

Row 2: Knit all stitches

Repeat these 2 rows for 5 (6-8) ins., or 2 (2 1/2-2 1/2) inches less than the desired finished length.

#### TOE:

Row 1: P1, \*K1, P1; repeat from \* to end

Row 2: K1, \*P1, K1 repeat from \* to end

Repeat these 2 rows of ribbing for 1-1/2"(2-2)ins ending on wrong side

**First Decrease Row:** work ribbing over 7(7-9) stitches, \*slip next st onto needle, K1st, then pass the slipped stitch over (pssso), K1, K2tog.\*, work 3(5-7) sts in rib, repeat the instruction between\* once. Finish row in ribbing: 23(25-31)

**Next Row:** Work 7(7-9) sts rib, P3, work 3(5-7) sts rib, P3 finish to end of row

**2nd Decrease Row:** Work 6(6-8)sts, \* K2 tog, K1, slip 1, K1 pssso \*, work 1(3-5) sts and then repeat between \* once, finish row. 19(21-27)

Break yarn leaving about 12" for sewing. Thread yarn into yarn needle and weave through remaining stitches on needle. Pull yarn tightly to close and secure the toe end. Sew from toe edge to ankle about 3(4-5)inches or just enough for your foot to go inside the slipper. Re-attach the yarn at the heel and sew the back heel seam in an upside down "T". The two sides stitched together and the sole piece squished to make upside down "T" and sewn up.

If you plan on making a "Minion" slipper, then just follow the basic idea in the photo above. Changing from blue to yellow just in front of the ankle and part way along the front, knitting 2 rows of ribbing in black for the strap. The eye was a crocheted circle with a black button sewn on.



# Sandstone Golf Open 2015

Saturday 12<sup>th</sup> September

4BBB Par

Nomination \$5

Evening roast meal \$15

Sunday 13<sup>th</sup> September

27 Holes Stableford

Nomination \$50

Includes cooked breakfast, cold meat & salad lunch and BBQ dinner.

Social visitors- \$35. Includes all Sunday meals.

Sandwiches, cakes and drinks on sale over the weekend.

Tea and coffee free.

**Nominations by Wed 2<sup>th</sup> Sept** to Lana Lefroy (we need them early for catering purposes)

Ph/fax 99635831

e-mail- [yuinmery@gmail.com](mailto:yuinmery@gmail.com)

Accommodation

National Hotel- 9963 5801

Outback Accommodation-9963 5869

Alice Atkinson Caravan Park- 9963 5859



# Visit by the Australian Government Mobile Service Centre to Sandstone

An Australian Government Mobile Service Centre (MSC1) will be visiting your region soon:

Town	Date of visit	Servicing hours
Sandstone	3 Sept 2015	11 am to 2.30 pm

Australian Government Mobile Service Centres travel to rural and regional communities to provide community members with information and access to government services. They provide personalised face-to-face servicing to individuals and families who may not have easy access to a Department of Human Services office.

Staff from the Department of Human Services travel with the Mobile Service Centres and can help the community with Centrelink, Medicare, Child Support & Australian Hearing payments and services.

From time to time, representatives from other government agencies also travel with the Mobile Service Centres.





# Recipes



## CHICKEN & CELERY CASSEROLE



- 1/2 cup plain flour
- 1kg chicken thigh fillets, chopped
- 60g butter, chopped
- 1 large brown onion, diced
- 4 rashers bacon, rind removed, diced
- 1 1/2 cups water
- 410g can cream of celery soup
- 2 carrots, peeled, diced
- 3 celery sticks, diced
- 1/2 cup grated cheese

### Step 1

Preheat oven to 180°C. Place flour, and salt and pepper into a plastic bag. Shake to combine. Add chicken to bag. Toss to coat. Place chicken into an 8-cup capacity ovenproof casserole dish in a single layer.

### Step 2

Melt butter in a frying pan over medium-high heat. Cook onion and bacon, stirring, for 5 minutes or until soft. Add to chicken. Add remaining flour (from bag) to frying pan. Cook, stirring, for 1 minute.

### Step 3

Combine water and soup. Pour into frying pan, stirring until mixture just comes to the boil. Pour over chicken. Add carrots and celery. Stir to combine. Cover. Bake for 1 hour or until chicken is cooked through.

### Step 4

Remove lid. Sprinkle with cheese. Bake, uncovered, for a further 10 minutes or until cheese is melted. Serve.



# Recipes



## Willie Creek Pearl Farm Damper



### Ingredients

3 level cups SR flour  
1 tablespoon Sugar  
1 can beer  
Non stick spray

### Method

Place sugar in large mixing bowl, add can beer and flour.

Stir until well blended (if wet add more flour until dough is slightly moist)

Spray breadpan well. Bake for 40 minutes at 180 C on low oven tray.

Can be frozen

Recipe submitted by Val Collins  
Pascoe Vale, Victoria



# Recipes



## Chicken and Mushroom Vol Au Vents



### Ingredients

- 4 large Vol Au Vent cases
- 20g butter
- 1 brown onion, diced
- 200g chicken breast fillet, diced
- 1 spring onion, chopped
- 100g bacon, chopped
- 100g Mushrooms, chopped

### White Sauce

- 70g Butter
- 1/3 cup flour
- 2 cups milk
- 50gm tasty cheese, grated

### Method

Preheat oven to 180C.

Line a baking tray with baking paper and place vol au vent cases on the tray.

Heat vol au vent cases in the oven for 5 minutes

Heat 20g of butter in a large fry pan.

Over a medium heat cook onion for 2-3 minutes until softened.

Increase heat to medium-high and add chicken, spring onion, bacon and mushrooms (if using), cook stirring occasionally until chicken is cooked.

Meanwhile melt 70g butter in a small bowl in a microwave.

In a separate bowl mix flour, milk and add butter until smooth.

Add the mixture to the pan along with the cheese and cook until thickened.

Divide mixture between the Vol Au Vent cases, sprinkle extra cheese on top if desired, and bake in oven for 15 minutes or until hot.





# Recipes



## Apricot & Almond Slice



- 125g butter, softened
- 1/3 cup caster sugar
- 2 eggs
- 1 1/4 cups almond meal (ground almonds)
- 2 tablespoons plain flour, sifted
- 400g can apricot halves in natural juice, drained
- 1 tablespoon apricot jam

### Step 1

Preheat oven to 180°C. Grease a 3cm-deep, 17cm x 28cm (base) slab pan and line with baking paper.

### Step 2

Using an electric mixer, beat butter, sugar and eggs in a bowl until well combined. Stir in almond meal and flour. Mix well.

### Step 3


Spread mixture into slab pan. Place apricots, cut side up, on top, pressing in slightly. Bake slice for 18 to 20 minutes or until a skewer inserted into the centre comes out clean.

### Step 4

Place jam in a heatproof, microwave-safe bowl. Microwave, uncovered, on HIGH for 30 to 40 seconds or until warm. Brush warm jam over hot slice. Cool completely in pan. Cut into pieces. Serve.


# SPOT THE DIFFERENCE

I found 3 differences with elves, how many did you find?



Spot 7 differences between these images with piglets.

<http://www.everydayok.com>



# JOKER NIGHT AT THE PUB

## COME AND TRY YOUR LUCK!

At the **National Hotel** every Wednesday Night we have the Joker draw. Every time you buy an alcoholic drink from 5.30pm – 7.30pm you get a FREE ticket to go into the draw to win the cash prize, drawn at 7.30pm

If no one wins, the cash jackpots by \$50 till the next Wednesday.

.... Ya gotta be in it to win it.



The hidden WordSearch song title is: HOW YOU GONNA ACT LIKE THAT

# PUBLIC NOTICE

Pastoralists and D.E.C. in the Sandstone and surrounding Shire's have commenced the wild dog bait programme. Please be advised

**BAITS WILL BE ON THE GROUND ALL YEAR ROUND**

Also just a friendly reminder to keep your dogs locked up, or on a leash if out walking.

To avoid being penalised all dogs and cats must be kept in your yards or on leads at all times. Please clean up after your dog!!!!

All dogs must be registered. If your dog is not registered, or if you are unsure when the registration expires, please contact the Shire office.

The RANGER is making more and more frequent visits to Sandstone.



# PUBLIC NOTICE

**Lady Di's Pies & now selling Pasties too! – great bushtucker, my Grandmothers pie recipe  
Not a snack, it's a meal!**

**Hot and fresh, made while you wait, come and see me opposite the Post Office.**



\*\*\*\*\*



**William's fresh produce is available Tuesday, Thursday and Saturday 7am—11am approx.**

**Farm fresh vegies, eggs, home made bread, cakes & sauces**

**Hack Street,  
Opposite the Post Office.**



# Directory of Services to Sandstone



## OUTBACK ACCOMMODATION SANDSTONE

Luxury Motel Style Units  
Oasis in the outback  
Continental breakfast included

Chris & Mickey Evans

P/F 9963 5869  
A 532 Thaduna St, Sandstone WA 6639  
E outbackaccom@bigpond.com  
UHF Channel 28




EC 006509

**KARL IBBOTSON**

Phone: (08) 9963 4004  
 Fax: (08) 9963 4074  
 Mob: 0427 991 893  
 Email: [murchisonpower@bigpond.com.au](mailto:murchisonpower@bigpond.com.au)  
[karlibbotson@bigpond.com.au](mailto:karlibbotson@bigpond.com.au)  
 Web: [www.murchisonpower.com.au](http://www.murchisonpower.com.au)  
 Lot 483 Criddle Street  
 PO Box 204 Mt Magnet WA 6638

- Construction & Maintenance of all Power Systems
- Licensed Shotfirer
- HV and LV Cable Jointing
- Crane/Borer and Pole Jinker Hire
- Elevated Work Platform
- Switching Operator
- Tree Lopping
- All Electrical Applications (Domestic / Commercial / Industrial)

## JPB Contracting

Paul (Scruffy)  
Bennett

Ph: 0427 841 888

## Physiotherapist Visiting Sandstone Nursing Post

**Monday 24th August  
2015**

**11.00am-2.30pm**

**Please call the Shire for  
an appointment  
08 9963 5802**

**If there are no appointments  
made the Physiotherapist will not  
come to Sandstone**

# Community Bulletin Board

## Mount Magnet Post & Lotteries

We now have Gold Detector Hire

Pick up a brochure from us or the Sandstone Shire

Check out the website [www.mtmagnetpost.com](http://www.mtmagnetpost.com)

Phone: 08 9963 4219

## Hair Cuts and Pedicures

Call Drina 0431 025 760



**I can come to you or you can come to me!**



## DENTAL VAN

To find out where the Dental van is  
located or for appointments please  
phone 0427 386 647

Next stop for the dental van is Meekatharra



# Community Bulletin Board



**YOU MUST** CONTACT THE SHIRE  
OF SANDSTONE **PRIOR** TO  
DISPOSAL OF ANY  
ASBESTOS MATERIALS

Phone 9963 5802  
Mondays - Fridays  
8:30 - 4:00pm

**LEGAL ACTION WILL  
BE TAKEN FOR  
NON-COMPLIANCE**

## **ROTARY CLUB**

We are the very first Rotary Club that is based purely online in WA. This enables people living in remote/regional areas the option to still provide a service to their local community by joining Rotary E club of E.WA.

It's a new and vital Rotary Experience.

We meet via online webinars and the use of Facebook, both open to the public and private sessions.

Name: E-WA Rotary

Address: [www.ewarotary.org.au](http://www.ewarotary.org.au)

[www.facebook.com/ewarotary](http://www.facebook.com/ewarotary)

Ph 0408 802 490

Community Group Name :

E-WA Rotary—Kerry O'Shea  
[rotaryewa@gmail.com](mailto:rotaryewa@gmail.com)

We'd love to hear from you :)

## **Westcoast Seafood**

Email: [stan@westcoastseafood.com.au](mailto:stan@westcoastseafood.com.au)

**Contact Stan to see when he will be in  
Sandstone next**

**Cut off time for the next Newsletter is July 30th**



# Community Bulletin Board

## Looking for Gold? Want to Prospect near Sandstone?

Please contact the Mt Magnet  
Office of the Department of Mines  
and Petroleum,  
Cnr Hepburn and Richardson St

Telephone (08) 9963 4509  
Fax (08) 9963 4488


## Useful Sandstone Phone Numbers

<b>Alice Atkinson Caravan Park</b>	08 9963 5859
Main Roads - Road Conditions (24 Hr Customer Contact Centre )	13 81 38
Mt Magnet Police	08 9963 3222
<b>National Hotel</b>	08 9963 5801
<b>Outback Accommodation</b>	08 9963 5869
Sandstone Museum & Visitor Information Centre	08 9963 5061
<b>Sandstone Nursing Post</b>	08 9963 5808
<b>Sandstone Post Office</b>	08 9963 5222
<b>Shire of Sandstone Office</b>	08 9963 5802

## Church Notices

### Black Range Chapel Sandstone

Any enquiries regarding Mass or Communion at the Black Range Chapel, please contact Sr. Annette on telephone 9963 4179, Mt Magnet, or Leonora 90376392 or leave a message at the Shire Office.  
PO Box 272 Leonora



SHIRE OF SANDSTONE  
SERVE THE PEOPLE

## Museum & Visitor Centre

Now open 7 days a week

\*\*

## Historic Photo Display

At the Shire Office  
Monday - Friday 9am-4pm



## Ordinary Meeting of Council

The next meeting of  
Council will be held on **Thursday 27th  
August 2015.**

The Agenda is viewable at the  
Sandstone Public Library and on-line at  
[www.sandstone.wa.gov.au](http://www.sandstone.wa.gov.au) once  
prepared.



## SANDSTONE NURSING POST



IRVINE ST SANDSTONE  
Nurse - Lana Lefroy 9963 5808 or 9963 5831

# Health Services

Mental Health Services in Meekatharra are currently providing an outreach service to Sandstone.

The Mental Health nurse will attend Sandstone with the Flying Dr. on the second visit of each month.

In August this will be on Wednesday 19th.

To make an appointment please call Meekatharra Mental Health Services on

**9981 0625**

### TELEPHONE HELP LINES

[Mental Health Emergency Response Line](#)

(formerly Psychiatric Emergency Team)

Perth WA 6000 Tel: 08 9224 8888

[RuralLink](#)

Tel: 1800 552 002

**Emergency Numbers**  
**Ambulance 000**  
**RFDS 1800 625 800**



# SANDSTONE NURSING POST



IRVINE ST SANDSTONE

Nurse - Lana Lefroy 9963 5808 or 9963 5831

## Health Calendar

SERVICE	AUGUST	SEPTEMBER	CONTACT DETAILS
<b>Geraldton Regional Aboriginal Medical Service (GRAMS)</b> <i>Hours: 10am - 3:00pm</i> <i>At Nursing Post</i>	By appointment only Please phone	By appointment only Please Phone	Geraldton Office Ph 9956 6555 Mt Magnet Office Ph. 99634016
<b>Goldfields Chiropractic, Leonora Clinic</b>	The clinic operates from the Leonora Community Health Centre on main street in Leonora, call 9091 5667 for appointments		
<b>Murchison Dental Service</b>	Appointments are necessary Ph 0427 386 647		
<b>Nursing Post 8.30 am-4.00pm</b>	THURSDAY 13th & 27th	THURSDAY	Lana Lefroy 9963 5808 or 9963 5831
<b>Meekatharra Flying Doctor Service RFDS At Nursing Post</b>	WEDNESDAY 5th & 19th	WEDNESDAY	RFDS Emergency Number 1800 625 800 Meekatharra Hospital 9981 0600
<b>Physiotherapist 11:00am - 3:30pm At Nursing Post</b>	MONDAY 24th	MONDAY	Contact Shire office for enquiries or appointments Ph 9963 5802
<b>PODIATRIST</b>	GRAMS Geraldton Ph 9956 6555		
<b>Mt Magnet Pharmacy</b>	Ph 9963 4788		

**Emergency Numbers**  
**Ambulance 000**  
**RFDS 1800 625 800**

# August 2015

Sun	Mon	Tue	Wed	Thurs	Fri	Sat
						1
2	3	4	5 <i>Dr's Clinic</i>	6	7	8
9	10	11	12	13 <i>Nurses post</i>	14 <i>Shire RDO</i>	15
16	17	18	19 <i>Dr's Clinic</i>	20	21	22
23	24 <i>Physio</i>	25	26	27 <i>Nurses Post</i>	28	29
30	31					



**\*\*Internet is available at  
Sandstone Shire office\*\***

We don't have WIFI but you can use our  
computers to access internet

**Please make a donation to RFDS  
when using computers**

if you would like your event to appear on the Community Planner please contact the Shire of Sandstone Phone: 9963 5802 Fax: 9963 5852 Email: [reception@sandstone.wa.gov.au](mailto:reception@sandstone.wa.gov.au)